

## Monroe County Controller's Office

### Employees' Retirement Fund - Investment Assets at Market Value and Cost

as of 5/31/25

ASSETS BY CLASSIFICATION <i>SEI Account #17160</i>	4/30/25			5/31/25			% of Market	Change +/-		
	Fair Market Value	Cost Value	Gain / (Loss)	Fair Market Value	Cost Value	Gain / (Loss)		Fair Market Val	Cost Value	
Cash			0.00			0.00		\$0.00	\$0.00	
Accrued Income	170,891.83	0.00		176,220.24	0.00			5,328.41		
Due from Brokers (Pending Cash)	0.00	0.00	0.00	0.00	0.00	0.00		0.00	0.00	
Money Mkt (Cash Equivalents) (CUSIP 783965593)	1,658,851.49	1,658,851.49	0.00	0.00	0.00	0.00	0.00	(1,658,851.49)	(1,658,851.49)	
Fixed (Bonds & Notes)			0.00			0.00		0.00	0.00	
<b>Total - Liquid Assets</b>	<b>\$1,829,743.32</b>	<b>\$1,658,851.49</b>	<b>\$0.00</b>	<b>\$176,220.24</b>	<b>\$0.00</b>	<b>\$0.00</b>	<b>0.12%</b>	<b>(\$1,653,523.08)</b>	<b>(\$1,658,851.49)</b>	
<b>Equity Mutual Funds</b>										
Inst'l Inv'ts Tr Lg Cp Fd Cl A (LCIAX) (783980857)	21,156,294.82	19,932,858.27	1,223,436.55	23,172,512.82	20,574,536.77	2,597,976.05	15.62%	2,016,218.00	641,678.50	
SIIT US Equity Factor Alloc Fund 325 (SEHAX) (CUSIP 783980618)	19,979,155.55	19,881,978.14	97,177.41	21,610,764.65	20,297,028.25	1,313,736.40	14.57%	1,631,609.10	415,050.11	
Small Cap II Fund - A (SECAX) (CUSIP 783980642)	4,073,890.57	4,503,940.93	(430,050.36)	4,546,151.89	4,757,030.87	(210,878.98)	3.07%	472,261.32	253,089.94	
<b>Subtotal - Domestic Equities</b>	<b>\$45,209,340.94</b>	<b>\$44,318,777.34</b>	<b>\$890,563.60</b>	<b>\$49,329,429.36</b>	<b>\$45,628,595.89</b>	<b>\$3,700,833.47</b>	<b>33.26%</b>	<b>\$4,120,088.42</b>	<b>\$1,309,818.55</b>	
SIIT Emer'g Mkts Equity Fd (SMQFX) (CUSIP 783980618)	4,463,018.47	4,297,079.51	165,938.96	4,635,908.87	4,208,738.91	427,169.96	3.13%	172,890.40	(88,340.60)	
World Equity Ex-US Fd Class A #280 (WEUSX) (CUSIP 783980592)	27,181,101.77	25,432,840.29	1,748,261.48	27,836,613.58	24,965,671.42	2,870,942.16	18.77%	655,511.81	(467,168.87)	
<b>Subtotal - International Equities</b>	<b>\$31,644,120.24</b>	<b>\$29,729,919.80</b>	<b>\$1,914,200.44</b>	<b>\$32,472,522.45</b>	<b>\$29,174,410.33</b>	<b>\$3,298,112.12</b>	<b>21.89%</b>	<b>\$828,402.21</b>	<b>(\$555,509.47)</b>	
<b>Total Equity Mutual Funds</b>	<b>\$76,853,461.18</b>	<b>\$74,048,697.14</b>	<b>\$2,804,764.04</b>	<b>\$81,801,951.81</b>	<b>\$74,803,006.22</b>	<b>\$6,998,945.59</b>	<b>55.16%</b>	<b>\$4,948,490.63</b>	<b>\$754,309.08</b>	
<b>Fixed Income Mutual Funds:</b>										
Core Fixed Inc Fd #285 (SCOAX) (CUSIP 783980204)	19,463,695.77	20,889,494.90	(1,425,799.13)	19,399,718.94	21,044,023.02	(1,644,304.08)	13.08%	(63,976.83)	154,528.12	
Inst'l Inv't Tr Hi Yld Bd Fd (SGYAX) (CUSIP 783980303)	4,412,416.09	5,174,670.41	(762,254.32)	4,512,285.18	5,242,585.88	(730,300.70)	3.04%	99,869.09	67,915.47	
SEI Limited Duration Bond (SLDBX) (CUSIP 783980592)	19,433,014.57	19,033,761.69	399,252.88	19,472,803.82	19,154,399.18	318,404.64	13.13%	39,789.25	120,637.49	
Inst'l Inv't Trust Emer'g Mkts Debt Fd (SEDAX) (CUSIP 783980618)	4,489,390.13	4,996,657.35	(507,267.22)	4,560,883.47	4,995,174.79	(434,291.32)	3.08%	71,493.34	(1,482.56)	
<b>Total Fixed Income Mutual Funds</b>	<b>\$47,798,516.56</b>	<b>\$50,094,584.35</b>	<b>(\$2,296,067.79)</b>	<b>\$47,945,691.41</b>	<b>\$50,436,182.87</b>	<b>(\$2,490,491.46)</b>	<b>32.33%</b>	<b>\$147,174.85</b>	<b>\$341,598.52</b>	
<b>Total Assets - Account #17160</b>	<b>\$126,481,721.06</b>	<b>\$125,802,132.98</b>	<b>\$508,696.25</b>	<b>\$129,923,863.46</b>	<b>\$125,239,189.09</b>	<b>\$4,508,454.13</b>	<b>87.60%</b>	<b>\$3,442,142.40</b>	<b>(\$562,943.89)</b>	
<b>SEI Alternative Investments</b>										
<b>Alternative Investments</b>										
SEI Core Property Investment Trust (CUSIP 99994CP72)	\$7,338,525.49	\$4,000,000.00	\$3,338,525.49	7,338,525.49	4,000,000.00	\$3,338,525.49	4.95%	\$0.00	0.00	
SEI Global Private Assets VI CIT (CUSIP IMO789575)	\$1,602,058.33	\$1,551,674.22	\$50,384.11	1,787,332.87	1,736,948.76	\$50,384.11	1.21%	\$185,274.54	185,274.54	
<b>SEI Global Private Assets VII, CIT (CUSIP IMO789583)</b>	\$951,458.42	\$912,782.04	\$38,676.38	951,458.42	912,782.04	\$38,676.38	0.64%	\$0.00	0.00	
SEI Private Equity Fund IVC (CUSIP IMO789112)	3,196,418.65	1,371,419.42	1,824,999.23	3,196,418.65	1,371,419.42	1,824,999.23	2.16%	0.00	0.00	
SEI VISTA Coll Invest Trust (CUSIP IMO223369)	4,969,147.66	3,877,499.76	1,091,647.90	5,113,934.62	3,877,499.76	1,236,434.86	3.45%	144,786.96	0.00	
<b>Total Alternative Investments</b>	<b>\$18,057,608.55</b>	<b>\$11,713,375.44</b>	<b>\$6,344,233.11</b>	<b>\$18,387,670.05</b>	<b>\$11,898,649.98</b>	<b>\$6,489,020.07</b>	<b>12.40%</b>	<b>\$330,061.50</b>	<b>\$185,274.54</b>	
<b>Grand Total Assets</b>	<b>\$144,539,329.61</b>	<b>\$137,515,508.42</b>	<b>\$6,852,929.36</b>	<b>\$148,311,533.51</b>	<b>\$137,137,839.07</b>	<b>\$10,997,474.20</b>	<b>100.0%</b>	<b>\$3,772,203.90</b>	<b>(\$377,669.35)</b>	
<b>Dist'n:</b>	<b>Investment Allocation @ Market Value (Current Month):</b>									
John Christy								0%		
David Parker								33%		
Sharon Laverdure								22%		
Erik Diemer								32%		
Theresa Johnson								12%		
Sue Cain								99%		
	Total Equities, Fixed Income Holdings & Cash							<b>99%</b>	<b>PIE CHART</b>	

**Monroe County Controller's Office  
Retirement Fund-Market Value Reconciliation...Includes Core Property**

		January '25	% of Net Beg Bal	February '25	% of Net Beg Bal	March '25	% of Net Beg Bal	April '25	% of Net Beg Bal	May '25	% of Net Beg Bal	YTD	% of Net Beg Bal
Beginning Market Value		144,718,302.18	100.52%	147,306,594.22	0.00	146,901,948.35	100.25%	143,990,906.00	100.34%	144,539,329.61	100.31%	144,718,302.18	101.76%
Net Contributions													
Employer (Certified Actuarially Determined Contribution)		0.00	0.00%	0.00	0.00%	0.00	0.00%	0.00	0.00%	0.00	0.00%	0.00	0.00%
Employee: Pre & Post -Tax		214,822.29	0.15%	215,246.33	0.15%	319,743.46	0.22%	220,494.93	0.15%	233,406.43	0.16%	1,203,713.44	0.85%
Total Net Contributions		214,822.29	0.15%	215,246.33	0.00	319,743.46	0.22%	220,494.93	0.15%	233,406.43	0.16%	1,203,713.44	0.85%
Benefit Payments		(962,598.40)	-0.67%	(659,808.99)	-0.45%	(\$692,543.28)	-0.47%	(717,185.24)	-0.50%	(\$687,544.08)	-0.48%	(3,719,679.99)	-2.62%
Redeposits		4,806.28		1,377.12		375.77		2,513.07		305.43		9,377.67	
Total Net Benefit Payments		(957,792.12)		(658,431.87)		(692,167.51)		(714,672.17)		(687,238.65)		(3,710,302.32)	
<b>Actual Beg Bal. After Contrib'ns &amp; Pay'ts</b>		<b>143,975,332.35</b>		<b>146,863,408.68</b>		<b>146,529,524.30</b>		<b>143,496,728.76</b>		<b>144,085,497.39</b>		<b>142,211,713.30</b>	
Other Receipts / (Disbursements):												0.00	
Employer Military Contribution		0.00		0.00		0.00		0.00		0.00		0.00	
Misc. Receipts/Disbursements		119,278.52		177,819.72		119,278.52		166,989.92		0.00		583,366.68	
SEI Investment Management Fees		0.00		(183,495.83)		0.00		0.00		(185,751.84)		(369,247.67)	
Actuarial (Korn Ferry / Hay Group)		(2,488.00)		(2,562.00)		(2,562.00)		(2,562.00)		0.00		(10,174.00)	
Administrative / Other Expenses		0.00		0.00		0.00		0.00		0.00		0.00	
Transfer to other accounts		(59,639.26)		255,017.44		(556,223.32)		(1,823,372.50)		(185,274.54)		(2,369,492.18)	
Transfer From other accounts		59,639.26		(255,017.44)		556,223.32		1,823,372.50		185,274.54		2,369,492.18	
Total Other Receipts / Disbur'sts		116,790.52	0.08%	(8,238.11)	-0.01%	116,716.52	0.08%	164,427.92	0.11%	(185,751.84)	-0.13%	203,945.01	0.14%
Investment Activity													
Income Earned		176,746.08		161,023.24		178,117.50		336,481.50		176,220.24		1,028,588.56	
Realized Gain (Loss)		5,420.94		17,648.11		2,460.98		355,794.31		91,022.88		472,347.22	
Unreal'd Gain (Loss) ... Account #17160		3,151,582.85		45,240.54		(2,716,634.78)		352,887.04		4,144,544.84		4,977,620.49	
Unreal'd Gain (Loss) ... Account #17160CP												0.00	
Transfer from other accounts												0.00	
Total Investment Activity		3,333,749.87	2.32%	223,911.89	0.15%	(2,536,056.30)	-1.73%	1,045,162.85	0.73%	4,411,787.96	3.06%	6,478,556.27	4.56%
Other Activity													
Adjustment-Return of Capital-PE Fund		(119,278.52)		(176,527.54)	-0.12%	(119,278.52)		(166,989.92)				(582,074.50)	
Closing interest due				(606.57)								(606.57)	
<b>Net Appreciation</b>		<b>3,331,261.87</b>	2.31%	<b>39,146.24</b>	0.03%	<b>(2,538,618.30)</b>	-1.73%	<b>1,042,600.85</b>	0.73%	<b>4,226,036.12</b>	2.93%	<b>6,100,426.78</b>	4.29%
<b>(Total Inves't Activity plus Total Other)</b>													
<b>Net Change (Beg Bal less End'g Mkt Val of Fd)</b>		<b>2,588,292.04</b>	1.80%	<b>(404,645.87)</b>	-0.28%	<b>(2,911,042.35)</b>	-1.99%	<b>548,423.61</b>	0.38%	<b>3,772,203.90</b>	2.62%	<b>3,593,231.33</b>	2.53%
<b>End'g Mkt Val of Fund (See pg 1 "Total Assets (G51") )</b>		<b>147,306,594.22</b>		<b>146,901,948.35</b>		<b>143,990,906.00</b>		<b>144,539,329.61</b>		<b>148,311,533.51</b>		<b>148,311,533.51</b>	
Diff		0.00		0.00		0.00		0.00		0.00		Mkt Val OK	

Monroe County Controller's Office  
**Accompanying Notes to the Retirement Report**

5/31/25

1)	<b>DJIA Close</b>	05/30/2025	42,270.07	
	less: Open	05/01/2025	-40,918.04	
	<b>Change + (-)</b>		<b>1,352</b>	Dow Jones closed Higher in May
2)	As of 05/31/2025 Fair Market Value of the Fund was . . . . . ")		<b>\$148,311,534</b>	
	Included in the Fund value; (#17160CP) SEI Core Property Investment Trust		<b>\$7,338,525</b>	Alternative
		SEI Private Equity Fund IV(CUSIP IMO789112)	<b>\$3,196,419</b>	Investments
		SEI Global Private Assets VI CIT (CUSIP IMO789575)	<b>\$1,787,333</b>	
	<b>NEW</b>	SEI Global Private Assets VII, CIT (CUSIP IMO789583)	<b>\$951,458</b>	
		SEI VISTA Collective Investment Trust (CUSIP IMO223369)	<b>\$5,113,935</b>	
3)	<b>Dividends Earned and Reinvested:</b>		<b>\$</b>	<b>Asset Type</b>
	<b>A</b>	Reinvested dividend SEI LIMITED DURATION BOND (SLDBX) Asset Id: 783980592	(71,898.69)	Total Fixed Income
	<b>B</b>	Reinvested dividend SEI HIGH YIELD BOND FUND (SGYAX) Asset Id: 783980303	(29,760.05)	Total Fixed Income
	<b>C</b>	Reinvested dividend SEI CORE FIXED INCOME FUND (SCOAX) Asset Id: 783980204	(68,998.26)	Total Fixed Income
		<b>Total Dividends Reinvested</b>	<b>(\$170,657.00)</b>	\$ Reinvested
4)	<b>Pension Benefits Activities:</b>		<b>\$</b>	
	<b>A</b>	Net Periodic Payments to 449 Pensioners	<b>(\$638,271.25)</b>	
	<b>B</b>	Retroactive Payments (Periodic)	<b>(\$729.13)</b>	
	<b>C</b>	Retirement Allowances (lump sum)	<b>(\$11,083.94)</b>	
	<b>D</b>	Member Contributions Refunded (lump sum)	<b>(\$37,459.76)</b>	
	<b>E</b>	Member Contribution Stop Payment	<b>\$0.00</b>	
	<b>F</b>	Received Benefit Payment Reimbursement-Stop Pay	<b>\$305.43</b>	
	<b>G</b>	Disbursements due to Death	<b>\$0.00</b>	
		<b>Total Payments to Pensioners</b>	<b>(\$687,238.65)</b>	
5)	<b>Contributions to Pension Fund</b>		<b>\$\$\$</b>	
	27-May-2025	RECEIVED EMPLOYEE CONTRIBUTION	<b>123,766.77</b>	
	12-May-2025	RECEIVED EMPLOYEE CONTRIBUTION	<b>109,639.66</b>	
		<b>Total Contributions to Retirement Fund</b>	<b>\$ 233,406.43</b>	

**Monroe County Controller's Office**

**Trades**

**31-May-25**

		<u>Purchases, Acquisitions</u>				<u>Sales</u>			
		<u>&amp; Investments</u>				<u>Dispositions</u>			
<u>Equities</u>		<u>Ticker</u>	<u>CUSIP</u>	<u>Total \$ Expended</u>	<u>Total Units</u>	<u>Ticker</u>	<u>CUSIP</u>	<u>Total \$ Income</u>	<u>Total Units</u>
Dynamic Asset Alloc'n		SDLAX	783980683	\$0.00	0.00	SDLAX	783980683	\$0.00	0.00
Small Cap II Fund - A		SECAX	783980642	(\$263,538.58)	26597.13	SECAX	783980642	\$10,014.35	961.99
Inst'l Inv'ts Tr Lg Cp Fd CI A		LCIAX	783980857	(\$820,032.96)	4414.83	LCIAX	783980857	\$200,154.07	1,018.59
Lg Cap Fd - Inst'l Inv't Trust		SLCAX	783980105	\$0.00	0.00	SLCAX	783980105	\$0.00	0.00
SIIT Emer'g Mkts Equity Fd		SMOFX	783980618	(\$156.80)	16.37	SMOFX	783980618	\$97,815.26	9,594.44
World Equity Ex-US Fd Class A #280		WEUSX	783980774	\$0.00	0.00	WEUSX	783980774	\$517,445.97	37,910.57
US Equity FCTR Alloc		SEHAX	783980550	(\$601,883.34)	43281.42	SEHAX	783980550	\$198,297.77	13,504.83
				\$0.00	0.00			\$0.00	0.00
<b>Alternative</b>				\$0.00	0.00			\$0.00	0.00
US Private Equity		N/A	IMO789112	\$0.00	0.00			\$0.00	0.00
				\$0.00	0.00			\$0.00	0.00
<b>Cash/Cash Equivalent</b>				\$0.00	0.00			\$0.00	0.00
Government Funds		SEOXX	783965593	(\$233,946.69)	233946.69	SEOXX	783965593	\$1,892,798.18	1,892,798.18
<b>Alternatives</b>				\$0.00	0.00			\$0.00	0.00
Opportunity Collective funds		N/A	99999OC18	\$0.00	0.00	N/A	99999CC4	\$0.00	0.00
				\$0.00	0.00			\$0.00	0.00
<b>Fixed Income</b>				\$0.00	0.00			\$0.00	0.00
SEI Real Return A		RRPAX	783980733	\$0.00	0.00	RRPAX	783980733	\$0.00	0.00
		ENIAX	783980717	\$0.00	0.00	ENIAX	783980717	\$0.00	0.00
SEI Limited Duration Bond		SLDBX	783980592	(\$135,972.41)	14098.09	SLDBX	783980592	\$15,591.67	1,618.96
Inst'l Inv't Tr Hi Yld Bd Fd		SGYAX	783980303	(\$67,915.47)	9702.66	SGYAX	783980303	\$0.00	0.00
Core Fixed Inc Fd #285		SCOAX	783980204	(\$171,759.65)	19536.40	SCOAX	783980204	\$15,935.41	1,810.52
SEI Multi Asset Real Return		SEIAX	783980667	\$0.00	0.00	SEIAX	783980667	\$0.00	0.00
Ultra SH Duration BD FD		SUSAX	783980675	\$0.00	0.00	SUSAX	783980675	\$0.00	0.00
Inst'l Inv't Trust Emer'g Mkts Debt Fd		SEDAX	783980758	(\$2,170.28)	246.62	SEDAX	783980758	\$3,290.27	379.42
			<b>Total</b>	<b>(\$2,297,376.18)</b>	<b>351,840.21</b>		<b>Total</b>	<b>\$2,951,342.95</b>	<b>1,959,597.50</b>

**Monroe County Controller's Office**

**Investment Allocation**

5/31/25



**Investment Allocation Strategy - per Monroe/SEI 11.30.24 Investment Allocation Agreement**

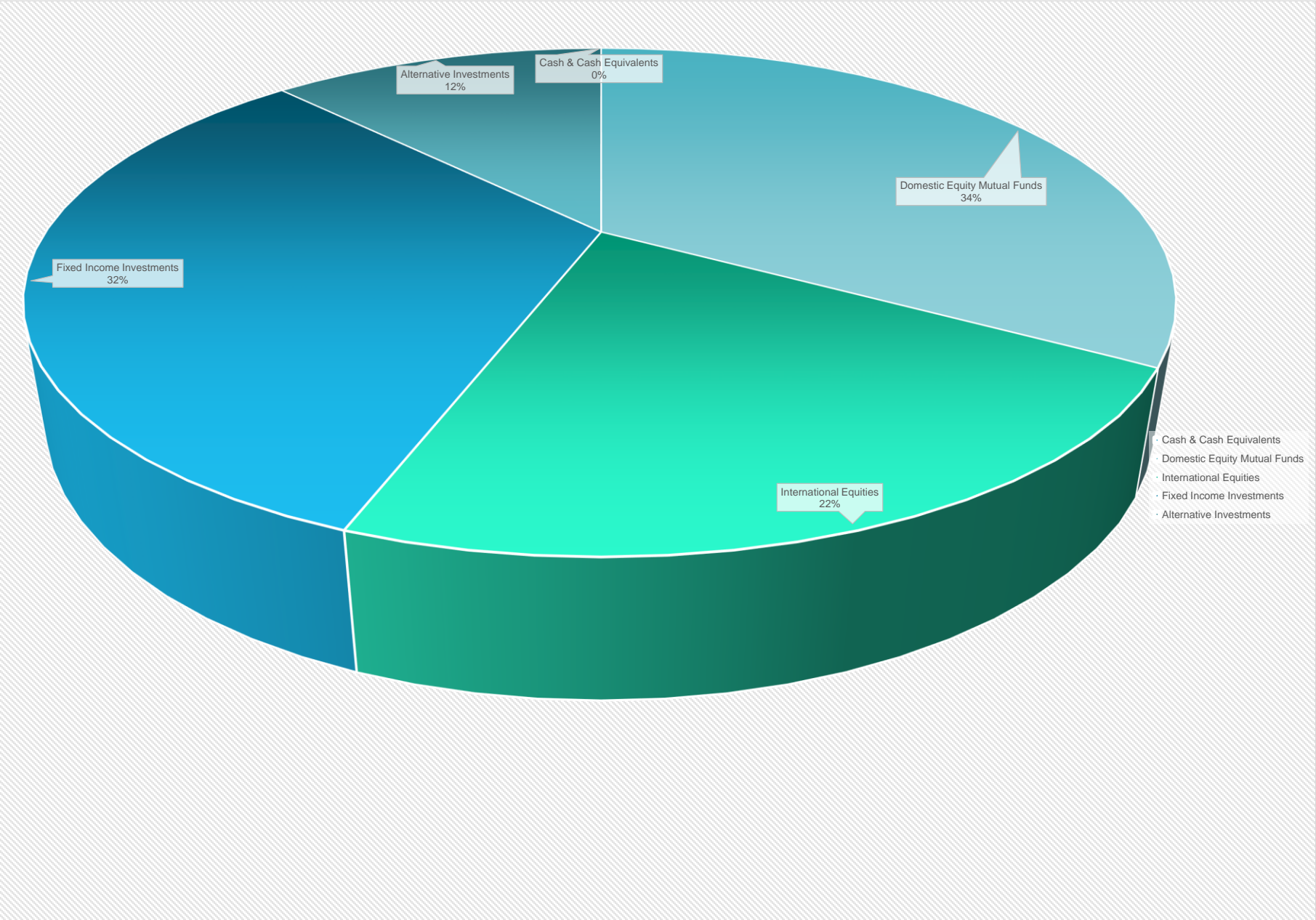
11/30/24 Agreement	Fund Description	Mkt Value \$	Actual %	% Variance 05/16/24 Contract
<b>Total Money Market Funds</b>				
0.0%	Subtotal	0.00	0.00%	0.0%
<b>Cash &amp; Money Market Fund</b>				
0%	Daily income Gov't FUND CL F #36	0.00	0.00%	0.0%
0.0%		0.00	0.00%	0.0%
<b>Domestic Equity Mutual Funds</b>				
15%	Inst'l Inv'ts Tr Lg Cp Indx Fd Class A (LCIAX)	23,172,512.82	15.60%	0.6%
14%	SIIT US Equity Factor Alloc Fund 325 (SEHAX) (CUSIP 78	21,610,764.65	14.60%	0.6%
3%	Small Cap II Fund - A (SECAX)	4,546,151.89	3.07%	0.1%
32.0%	Subtotal	49,329,429.36	33.27%	1.270%
<b>International Equity Mutual Funds</b>				
18%	World Equity Ex-US Fd Class A #280 (WEUSX)	27,836,613.58	18.80%	0.8%
3%	SEI Emerging Mkts Equity Fd #97 ((SMQFX)	4,635,908.87	3.10%	0.1%
21.0%	Subtotal	32,472,522.45	21.90%	0.900%
<b>Total Equity Mutual Funds</b>				
53.0%	Total Equity	81,801,951.81	55.17%	2.170%
<b>Total Fixed Income Mutual Funds</b>				
13%	Core Fixed Income Fd #285 (SCOAX)	19,399,718.94	13.10%	0.1%
3%	Inst'l Inv't Trust High Yld Bond Fd (SGYAX)	4,512,285.18	3.00%	0.0%
13%	SEI Limited Duration Bond (SLDBX)	19,472,803.82	13.10%	0.1%
3%	Inst'l Inv't Trust Emer'g Mkts Debt Fd (SEDAX)	4,560,883.47	3.10%	0.1%
32.0%	Total Fixed Income	47,945,691.41	32.30%	0.3%
<b>Total Other Assets</b>				
5%	Core Property Collective Fund - 10/31/15- #17160CP	7,338,525.49	4.95%	-0.1%
8%	US CIT Private Equity (17160PE)			
	Global Private Assets IV CIT CUSIP IMO789112	3,196,418.65	2.16%	2.2%
	'Global Private Assets VI CIT CUSIP IMO789575	1,787,332.87	1.21%	1.2%
	SEI Global Private Assets VII, CIT (CUSIP IMO789583)	951,458.42	0.64%	0.6%
2%	SEI VISTA Coll Invest Trust (CUSIP IMO223369)	5,113,934.62	3.45%	1.5%
15.0%	Total Other Assets	18,387,670.05	12.41%	-2.590%
100.0%	Total All	148,135,313.27	99.88%	-0.1%



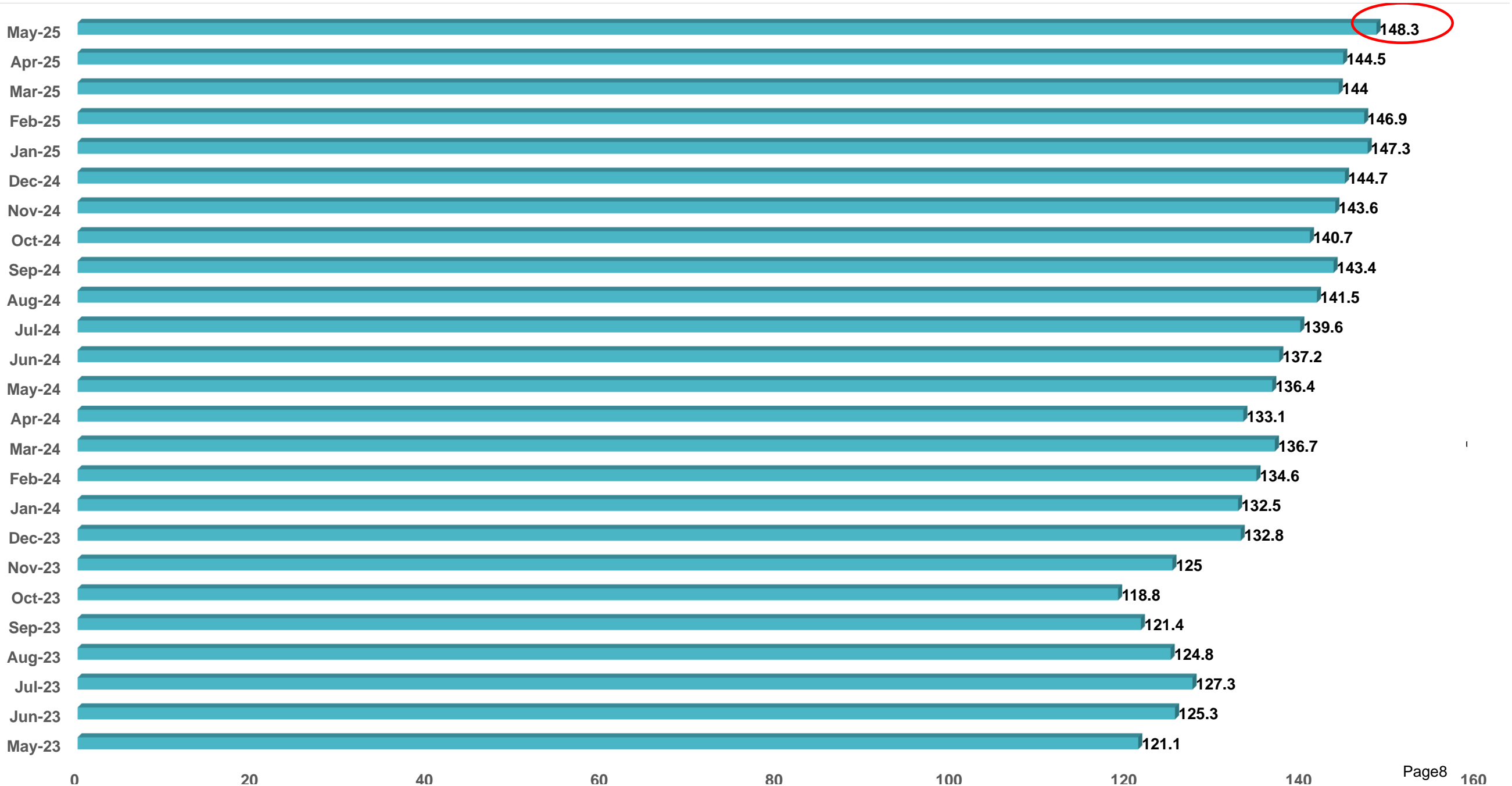
Monroe County Controller's Office						
Employee's Retirement Plan - Running Totals for Assets & YTD Net Contribution						
May 31, 2025						
Description	Jan	Feb	Mar	Apr	May	YTD Total
<b>(AT MARKET)</b>	<b>MARKET VALUE</b>	<b>MARKET VALUE</b>	<b>MARKET VALUE</b>	<b>MARKET VALUE</b>	<b>MARKET VALUE</b>	
Cash	\$0.00	\$0.00	\$0.00	\$0.00	\$0.00	
Accrued Income	\$176,746.08	161,023.24	\$178,117.50	\$170,891.83	\$176,220.24	
Accrued Income (Change)	-	-	-	-	-	
Money Mkt . (Cash Equivalents)	\$0.00	\$0.00	\$108,184.43	\$1,658,851.49	\$0.00	
Money Mkt . (Change)	-	-	-	-	-	
<b>Total Liquid Assets at Market Value</b>	<b>176,746.08</b>	<b>161,023.24</b>	<b>286,301.93</b>	<b>1,829,743.32</b>	<b>176,220.24</b>	
Domestic Equities Mutual Funds	\$48,069,368.39	\$47,400,128.20	\$45,138,184.82	\$45,209,340.94	\$49,329,429.36	
International Equities Mutual Funds	\$31,947,917.27	\$31,682,618.24	\$31,010,501.18	\$31,644,120.24	\$32,472,522.45	
<b>Total Equities Mutual Funds</b>	<b>80,017,285.66</b>	<b>79,082,746.44</b>	<b>76,148,686.00</b>	<b>76,853,461.18</b>	<b>81,801,951.81</b>	
Fixed Income Mutual Funds	\$47,948,749.79	\$48,568,478.23	\$47,968,195.01	\$47,798,516.56	\$47,945,691.41	
Alternative Investments	\$19,163,812.69	\$19,089,700.44	\$19,587,723.06	\$18,057,608.55	\$18,387,670.05	
<b>Total Assets at Market</b>	<b>147,306,594.22</b>	<b>146,901,948.35</b>	<b>143,990,906.00</b>	<b>144,539,329.61</b>	<b>148,311,533.51</b>	
<b>(AT COST)</b>	<b>COST</b>	<b>COST</b>	<b>COST</b>	<b>COST</b>	<b>COST</b>	
Cash	-	-	0	-	-	
Money Mkt .	\$ -	\$ -	108,184.43	\$ 1,658,851.49	\$ -	
<b>Total Liquid Assets at Cost</b>	<b>0.00</b>	<b>0.00</b>	<b>108,184.43</b>	<b>1,658,851.49</b>	<b>0.00</b>	
Domestic Equities Mutual Funds	\$43,222,411.96	\$43,446,151.07	\$43,706,965.95	\$44,318,777.34	\$45,628,595.89	
International Equities Mutual Funds	\$31,119,174.74	\$30,497,081.33	\$29,936,666.53	\$29,729,919.80	\$29,174,410.33	
<b>Total Equities Mutual Funds</b>	<b>74,341,586.70</b>	<b>73,943,232.40</b>	<b>73,643,632.48</b>	<b>74,048,697.14</b>	<b>74,803,006.22</b>	
Fixed Income Mutual Funds	\$50,780,967.69	\$50,845,094.81	\$50,388,063.67	\$50,094,584.35	\$50,436,182.87	
Alternative Investments	\$12,835,857.19	\$12,735,920.80	\$13,172,865.60	\$11,713,375.44	\$11,898,649.98	
<b>Total Assets at Cost</b>	<b>137,958,411.58</b>	<b>137,524,248.01</b>	<b>137,312,746.18</b>	<b>137,515,508.42</b>	<b>137,137,839.07</b>	
<b>Gain/(Loss) of Fund Value</b>	<b>9,348,182.64</b>	<b>9,377,700.34</b>	<b>6,678,159.82</b>	<b>7,023,821.19</b>	<b>\$11,173,694.44</b>	Market \$ less Cost \$
Member Contributions	\$214,822.29	\$215,246.33	\$319,743.46	220,494.93	233,406.43	1,203,713.44
County Contribution	-	-	-	-	-	-
Net Change in Accrued Income	\$ (523.35)	\$ (15,722.84)	\$ 17,094.26	\$ (7,225.67)	\$ 5,328.41	(1,049.19)
Misc. Revenue	\$ -	-	-	-	-	-
Net Change in Interest (Cash)	-	-	-	-	-	-
Dividends Received	177,269.43	176,746.08	161,023.24	343,707.17	170,891.83	1,029,637.75
Capital Gains/Loss (Realized)	5,420.94	17,648.11	2,460.98	355,794.31	91,022.88	472,347.22
Capital Gains/Loss (Unrealized)	3,151,582.85	45,240.54	(2,716,634.78)	352,887.04	4,144,544.84	4,977,620.49
<b>Subtotal - Capital Gains</b>	<b>3,548,572.16</b>	<b>439,158.22</b>	<b>(2,216,312.84)</b>	<b>1,265,657.78</b>	<b>4,645,194.39</b>	<b>7,682,269.71</b>
Member Contributions Refunded (lump sum)	(9,754.92)	(8,898.45)	(15,481.41)	(53,123.06)	(37,459.76)	(124,717.60)
Retirement Allowances (periodic)	(639,936.28)	(650,910.54)	(640,519.60)	(638,561.38)	(639,000.38)	(3,208,928.18)
Retirement Allowances (lump sum)	(312,907.20)	-	(15,848.64)	(25,500.80)	(11,083.94)	(365,340.58)
Redeposits/stop payment (periodic)	-	194.59	375.77	0.00	305.43	875.79
Redeposits/stop payment (lump sum)	4,806.28	1,182.53	0.00	2,513.07	0.00	8,501.88
<b>Net Benefit Payments</b>	<b>(957,792.12)</b>	<b>(658,431.87)</b>	<b>(671,473.88)</b>	<b>(714,672.17)</b>	<b>(687,238.65)</b>	<b>(3,689,608.69)</b>
Investment Taxes	-	-	-	0.00	0.00	-
Distribution to State Retirement	-	-	-	0.00	0.00	-
Death Benefits (lump sum)	-	-	(20,693.63)	0.00	0.00	(20,693.63)
Administrative Fees / Other Expenses	-	-	-	0.00	0.00	-
Custodian(Trustee) Expenses	-	-	-	0.00	0.00	-
Actuarial Expenses (Korn Ferry/Hay Group)	\$ (2,488.00)	(2,562.00)	(2,562.00)	(2,562.00)	-	(10,174.00)
Investment Manager Expenses (SEI)	-	(183,495.83)	-	0.00	(185,751.84)	(369,247.67)
Service Charges	-	-	-	0.00	0.00	-
Miscellaneous Receipts/Disbursements	119,278.52	177,213.15	119,278.52	166,989.92	0.00	582,760.11
Adjustment-Return of Capital-PE Fund	(119,278.52)	(176,527.54)	(119,278.52)	(166,989.92)	0.00	(582,074.50)
<b>Net Contributions to the Fund (Net Change)</b>	<b>2,588,292.04</b>	<b>(404,645.87)</b>	<b>(2,911,042.35)</b>	<b>548,423.61</b>	<b>3,772,203.90</b>	<b>3,593,231.33</b>

Investment Allocation @ Market Value (Current Month):

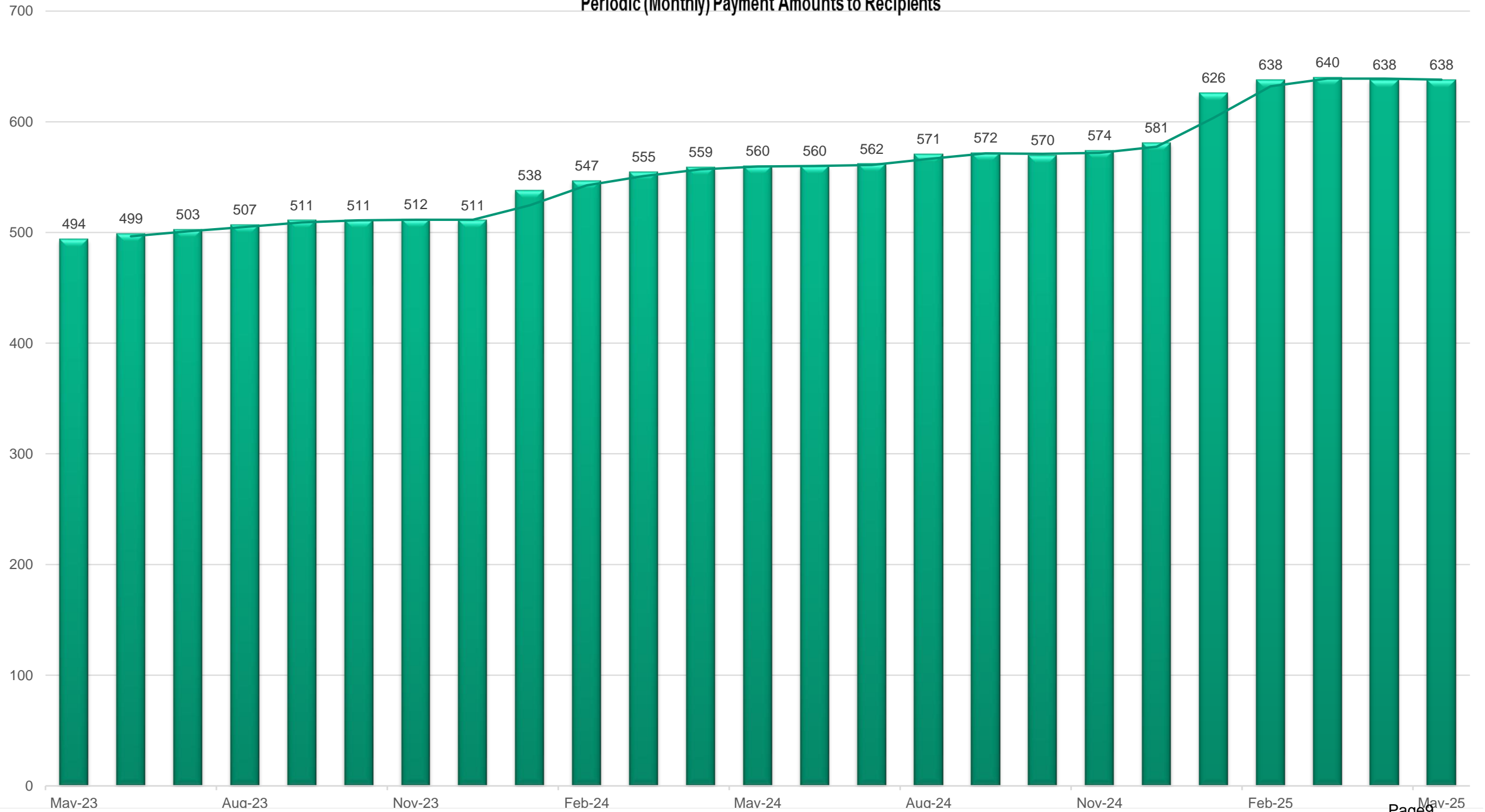
Cash & Cash Equivalents	0%
Domestic Equity Mutual Funds	33%
International Equities	22%
Fixed Income Investments	32%
Alternative Investments	12%
	99%



### Pension Market Value in Millions



**\$/1000**  
**Monroe County Retirement Fund**  
**Periodic (Monthly) Payment Amounts to Recipients**



### Number of Pensioners in MAY - 449

