

# Monroe County Controller's Office

## Employees' Retirement Fund - Investment Assets at Market Value and Cost

as of 1/31/24

ASSETS BY CLASSIFICATION	12/31/23			1/31/24			% of Market	Change +/-	
	Fair Market Value	Cost Value	Gain / (Loss)	Fair Market Value	Cost Value	Gain / (Loss)		Fair Market Val	Cost Value
<b>SEI Account #17160</b>									
Cash			0.00			0.00		\$0.00	\$0.00
Accrued Income	139,830.84	0.00		141,352.38	0.00			1,521.54	
Due from Brokers (Pending Cash)			0.00			0.00		0.00	0.00
Money Mkt (Cash Equivalents) (CUSIP 783965593)	0.00	0.00	0.00	0.00	0.00	0.00	0.00	0.00	0.00
Fixed (Bonds & Notes)			0.00			0.00		0.00	0.00
<b>Total - Liquid Assets</b>	<b>\$139,830.84</b>	<b>\$0.00</b>	<b>\$0.00</b>	<b>\$141,352.38</b>	<b>\$0.00</b>	<b>\$0.00</b>	<b>0.11%</b>	<b>\$1,521.54</b>	<b>\$0.00</b>
<b>Equity Mutual Funds</b>									
Inst'l Inv'ts Tr Lg Cp Fd Cl A (LCIAX) (783980857)	20,198,084.75	18,984,263.23	1,213,821.52	20,208,583.16	18,733,579.24	1,475,003.92	15.26%	10,498.41	(250,683.99)
SIIT US Equity Factor Alloc Fund 325 (SEHAX) (CUSIP 783980592)	18,827,734.05	20,774,700.10	(1,946,966.05)	18,904,463.43	20,433,269.27	(1,528,805.84)	14.27%	76,729.38	(341,430.83)
Small Cap II Fund - A (SECAX) (CUSIP 783980642)	4,024,166.47	4,071,651.58	(47,485.11)	3,989,781.38	4,119,763.55	(129,982.17)	3.01%	(34,385.09)	48,111.97
<b>Subtotal - Domestic Equities</b>	<b>\$43,049,985.27</b>	<b>\$43,830,614.91</b>	<b>(\$780,629.64)</b>	<b>\$43,102,827.97</b>	<b>\$43,286,612.06</b>	<b>(\$183,784.09)</b>	<b>32.54%</b>	<b>\$52,842.70</b>	<b>(\$544,002.85)</b>
SIIT Emer'g Mkts Equity Fd (SMQFX) (CUSIP 783980618)	4,111,803.06	4,154,836.66	(43,033.60)	4,040,893.64	4,156,219.30	(115,325.66)	3.05%	(70,909.42)	1,382.64
World Equity Ex-US Fd Class A #280 (WEUSX) (CUSIP 783980592)	24,461,247.71	25,655,302.16	(1,194,054.45)	24,285,185.42	25,748,931.08	(1,463,745.66)	18.33%	(176,062.29)	93,628.92
<b>Subtotal - International Equities</b>	<b>\$28,573,050.77</b>	<b>\$29,810,138.82</b>	<b>(\$1,237,088.05)</b>	<b>\$28,326,079.06</b>	<b>\$29,905,150.38</b>	<b>(\$1,579,071.32)</b>	<b>21.38%</b>	<b>(\$246,971.71)</b>	<b>\$95,011.56</b>
<b>Total Equity Mutual Funds</b>	<b>\$71,623,036.04</b>	<b>\$73,640,753.73</b>	<b>(\$2,017,717.69)</b>	<b>\$71,428,907.03</b>	<b>\$73,191,762.44</b>	<b>(\$1,762,855.41)</b>	<b>53.92%</b>	<b>(\$194,129.01)</b>	<b>(\$448,991.29)</b>
<b>Fixed Income Mutual Funds:</b>									
Core Fixed Inc Fd #285 (SCOAX) (CUSIP 783980204)	12,123,691.06	13,731,063.60	(1,607,372.54)	12,124,219.09	13,783,769.09	(1,659,550.00)	9.15%	528.03	52,705.49
Inst'l Inv't Tr Hi Yld Bd Fd (SGYAX) (CUSIP 783980303)	4,048,422.40	4,771,241.27	(722,818.87)	4,060,042.73	4,778,650.98	(718,608.25)	3.06%	11,620.33	7,409.71
SEI Limited Duration Bond (SLDBX) (CUSIP 783980592)	17,477,209.57	17,287,516.60	189,692.97	17,520,037.17	17,312,454.57	207,582.60	13.23%	42,827.60	24,937.97
Inst'l Inv't Trust Emer'g Mkts Debt Fd (SEDAX) (CUSIP 783980592)	4,061,205.80	4,637,632.14	(576,426.34)	4,038,153.21	4,652,110.38	(613,957.17)	3.05%	(23,052.59)	14,478.24
SEI Real Return A (RRPAX) (CUSIP 783980733)	5,366,895.54	5,669,444.36	(302,548.82)	5,393,178.58	5,665,667.62	(272,489.04)	4.07%	26,283.04	(3,776.74)
<b>Total Fixed Income Mutual Funds</b>	<b>\$43,077,424.37</b>	<b>\$46,096,897.97</b>	<b>(\$3,019,473.60)</b>	<b>\$43,135,630.78</b>	<b>\$46,192,652.64</b>	<b>(\$3,057,021.86)</b>	<b>32.56%</b>	<b>\$58,206.41</b>	<b>\$95,754.67</b>
<b>Total Assets - Account #17160</b>	<b>\$114,840,291.25</b>	<b>\$119,737,651.70</b>	<b>(\$5,037,191.29)</b>	<b>\$114,705,890.19</b>	<b>\$119,384,415.08</b>	<b>(\$4,819,877.27)</b>	<b>86.59%</b>	<b>(\$134,401.06)</b>	<b>(\$353,236.62)</b>
<b>SEI Alternative Investments</b>									
<b>Alternative Investments</b>									
SEI Core Property Investment Trust (CUSIP 99994CP72)	\$7,601,196.80	\$4,000,000.00	\$3,601,196.80	\$7,331,971.94	\$4,000,000.00	\$3,331,971.94	5.53%	(\$269,224.86)	0.00
SEI Global Private Assets VI CIT (CUSIP IMO789575)	\$490,023.79	\$548,103.84	(\$58,080.05)	\$574,941.29	\$633,021.34	(\$58,080.05)	0.43%	\$84,917.50	84,917.50
SEI Private Equity Fund IV (CUSIP IMO789112)	3,542,983.95	1,845,551.52	1,697,432.43	3,542,983.95	1,845,551.52	1,697,432.43	2.67%	0.00	0.00
SEI VISTA Coll Invest Trust (CUSIP IMO223369)	6,362,760.76	5,170,000.00	1,192,760.76	6,315,797.41	5,170,000.00	1,145,797.41	4.77%	(46,963.35)	0.00
SEI Opportunity Coll Fund CL F (CUSIP 999658479)	0.00	0.00	0.00	0.00	0.00	0.00	0.00%	0.00	0.00
Opportunity CIT - Hedge fund (CUSIP 99999OC18)	0.00	0.00	0.00	0.00	0.00	0.00	0.00%	0.00	0.00
<b>Total Alternative Investments</b>	<b>\$17,996,965.30</b>	<b>\$11,563,655.36</b>	<b>\$6,433,309.94</b>	<b>\$17,765,694.59</b>	<b>\$11,648,572.86</b>	<b>\$6,117,121.73</b>	<b>13.40%</b>	<b>(\$231,270.71)</b>	<b>\$84,917.50</b>
<b>Grand Total Assets</b>	<b>\$132,837,256.55</b>	<b>\$131,301,307.06</b>	<b>\$1,396,118.66</b>	<b>\$132,471,584.78</b>	<b>\$131,032,987.94</b>	<b>\$1,297,244.46</b>	<b>100.0%</b>	<b>(\$365,671.77)</b>	<b>(\$268,319.12)</b>

<b>Dist'n:</b> John Christy David Parker Sharon Laverdure Erik Diemer Theresa Johnson Sue Cain	<b>Investment Allocation @ Market Value (Current Month):</b> Cash & Cash Equivalents Domestic Equity Mutual Funds International Equities Fixed Income Investments Alternative Investments Total Equities, Fixed Income Holdings & Cash	<table style="border: none;"> <tr><td style="text-align: right;">0%</td></tr> <tr><td style="text-align: right;">33%</td></tr> <tr><td style="text-align: right;">21%</td></tr> <tr><td style="text-align: right;">33%</td></tr> <tr><td style="text-align: right;">13%</td></tr> <tr><td style="text-align: right;">100%</td></tr> </table>	0%	33%	21%	33%	13%	100%	<p><b>PIE CHART</b></p>
0%									
33%									
21%									
33%									
13%									
100%									

# Monroe County Controller's Office

## Employees' Retirement Fund - Market Value Reconciliation ... includes Core Property

		January '24	% of Net Beg Bal	YTD	% of Net Beg Bal
Beginning Market Value		132,837,256.55	100.30%	132,837,256.55	100.30%
Net Contributions					
	Employer (Certified Actuarially Determined Contribution)	0.00	0.00%	0.00	0.00%
	Employee: Pre & Post -Tax	200,945.93	0.15%	200,945.93	0.15%
	Total Net Contributions	200,945.93	0.15%	200,945.93	0.15%
	Benefit Payments	(602,822.05)	-0.46%	(602,822.05)	-0.46%
	Redeposits	932.70		932.70	
	Total Net Benefit Payments	(601,889.35)		(601,889.35)	
<b>Actual Beg Bal. After Contrib'ns &amp; Pay'ts</b>		<b>132,436,313.13</b>		<b>132,436,313.13</b>	
Other Receipts / (Disbursements):				0.00	
	Employer Military Contribution	0.00		0.00	
	Misc. Receipts/Disbursements	0.00		0.00	
	SEI Investment Management Fees	0.00		0.00	
	Actuarial (Korn Ferry / Hay Group)	(2,464.00)		(2,464.00)	
	Administrative / Other Expenses	0.00		0.00	
	Transfer to other accounts	(84,917.50)		(84,917.50)	
	Transfer From other accounts	84,917.50		84,917.50	
	Total Other Receipts / Disburs'ts	(2,464.00)	0.00%	(2,464.00)	0.00%
Investment Activity					
	Income Earned	141,352.38		141,352.38	
	Realized Gain (Loss)	(4,742.54)		(4,742.54)	
	Unreal'd Gain (Loss) ... Account #17160	(98,874.19)		(98,874.19)	
	Unreal'd Gain (Loss) ... Account #17160CP			0.00	
	Transfer from other accounts			0.00	
	Total Investment Activity	37,735.65	0.03%	37,735.65	0.03%
Other Activity					
	Adjustment-Return of Capital-PE Fund	0.00		0.00	
	Closing interest due			0.00	
<b>Net Appreciation</b>		<b>35,271.65</b>	<b>0.03%</b>	<b>35,271.65</b>	<b>0.03%</b>
<b>(Total Inves't Activity plus Total Other)</b>					
<b>Net Change (Beg Bal less End'g Mkt Val of Fd)</b>		<b>(365,671.77)</b>	<b>-0.28%</b>	<b>(365,671.77)</b>	<b>-0.28%</b>
<b>End'g Mkt Val of Fund (See pg 1 "Total Assets (G51)" )</b>		<b>132,471,584.78</b>		<b>132,471,584.78</b>	
Diff		0.00		Mkt Val OK	

*Monroe County Controller's Office*  
**Accompanying Notes to the Retirement Report**  
1/31/24

1) <b>DJIA Close</b>	01/31/2024	<b>38,150.30</b>	
less: Open	01/01/2024	<b>-37,566.22</b>	
<b>Change + (-)</b>		<b>584</b>	<b>Dow Jones closed higher in January</b>

2) As of 01/31/2024 Fair Market Value of the Fund was . . . . .")	<b>\$132,471,585</b>	
Included in the Fund value; (#17160CP) SEI Core Property Investment Trust	<b>\$7,331,972</b>	<b>Alternative Investments</b>
SEI Private Equity Fund IV(CUSIP IMO789112)	<b>\$3,542,984</b>	
SEI Global Private Assets VI CIT (CUSIP IMO789575)	<b>\$574,941</b>	
SEI VISTA Collective Investment Trust (CUSIP IMO223369)	<b>\$6,315,797</b>	

3) Dividends Earned and Reinvested:		\$	Asset Type
A	RECEIVED DIVIDEND SEI HIGH YIELD BOND FUND (SGYAX) Asset Id:783980303	35,405.75	Total Fixed Income
B	RECEIVED DIVIDEND SEI CORE FIXED INCOME FUND (SCOAX) Asset Id:783980204	40,093.73	Total Fixed Income
C	RECEIVED DIVIDEND SEI LIMITED DURATION BOND (SLDBX) Asset Id:783980592	62,755.26	Total Fixed Income
D	RECEIVED DIVIDEND GOVERNMENT FUND (SEOXX) Asset Id:783965593	1,576.10	Cash/Cash Equiv
<b>Total Dividends Reinvested</b>		<b>\$139,830.84</b>	<b>\$ Reinvested</b>

4) Pension Benefits Activities:		\$
A	<b>Net Periodic Payments to 422 Pensioners</b>	<b>(\$538,197.26)</b>
B	Retroactive Payments (Periodic)	<b>(\$1,635.81)</b>
C	Retirement Allowances (lump sum)	<b>(28,470.82)</b>
D	Member Contributions Refunded (lump sum)	<b>(\$34,518.16)</b>
E	Received Benefit Payment Reimbursement	<b>932.70</b>
F	Disbursements due to Death	<b>\$0.00</b>
<b>Total Payments to Pensioners</b>		<b>(\$601,889.35)</b>

5) Contributions to Pension Fund		\$
22-Jan-2024	RECEIVED EMPLOYEE CONTRIBUTION	104,103.78
10-Jan-2024	RECEIVED EMPLOYEE CONTRIBUTION	96,842.15
<b>Total Contributions to Retirement Fund</b>		<b>\$ 200,945.93</b>

Monroe County Controller's Office									
Trades									
31-Jan-24									
<u>Purchases, Acquisitions</u>					<u>Sales</u>				
<u>&amp; Investments</u>					<u>Dispositions</u>				
<u>Equities</u>		Ticker	CUSIP	Total \$ Expended	Total Units	Ticker	CUSIP	Total \$ Income	Total Units
Dynamic Asset Alloc'n		SDLAX	783980683	\$0.00	0.00	SDLAX	783980683	\$0.00	0.00
Small Cap II Fund - A		SECAX	783980642	(\$48,591.85)	4599.67	SECAX	783980642	\$474.22	44.12
Inst'l Inv'ts Tr Lg Cp Fd Cl A		LCIAX	783980857	(\$556.49)	3.12	LCIAX	783980857	\$275,188.58	1,475.43
Lg Cap Fd - Inst'l Inv't Trust		SLCAX	783980105	\$0.00	0.00	SLCAX	783980105	\$0.00	0.00
SIIT Emer'g Mkts Equity Fd		SMQFX	783980618	(\$7,706.64)	882.38	SMQFX	783980618	\$6,164.59	690.78
World Equity Ex-US Fd Class A #280		WEUSX	783980774	(\$96,677.39)	8440.40	WEUSX	783980774	\$2,875.57	247.79
US Equity FCTR Alloc		SEHAX	783980550	(\$505.75)	41.12	SEHAX	783980550	\$320,200.37	24,850.99
				\$0.00	0.00			\$0.00	0.00
<u>Alternative</u>				\$0.00	0.00			\$0.00	0.00
US Private Equity		N/A	IMO789112	\$0.00	0.00			\$0.00	0.00
				\$0.00	0.00			\$0.00	0.00
<u>Cash/Cash Equivalent</u>				\$0.00	0.00			\$0.00	0.00
Government Funds		SEOXX	783965593	(\$203,454.73)	203454.73	SEOXX	783965593	\$203,454.73	203,454.73
<u>Alternatives</u>				\$0.00	0.00			\$0.00	0.00
Opportunity Collective funds		N/A	99999OC18	\$0.00	0.00	N/A	99999CC4	\$0.00	0.00
				\$0.00	0.00			\$0.00	0.00
<u>Fixed Income</u>				\$0.00	0.00			\$0.00	0.00
SEI Real Return A		RRPAX	783980733	(\$3,577.29)	395.94	RRPAX	783980733	\$6,960.13	770.10
		ENIAX	783980717	\$0.00	0.00	ENIAX	783980717	\$0.00	0.00
SEI Limited Duration Bond		SLDBX	783980592	(\$63,224.28)	6613.52	SLDBX	783980592	\$38,628.30	4,048.63
Inst'l Inv't Tr Hi Yld Bd Fd		SGYAX	783980303	(\$35,405.75)	4965.74	SGYAX	783980303	\$23,700.94	3,335.96
Core Fixed Inc Fd #285		SCOAX	783980204	(\$69,439.40)	7807.51	SCOAX	783980204	\$14,644.27	1,653.27
SEI Multi Asset Real Return		SEIAX	783980667	\$0.00	0.00	SEIAX	783980667	\$0.00	0.00
Ultra SH Duration BD FD		SUSAX	783980675	\$0.00	0.00	SUSAX	783980675	\$0.00	0.00
Inst'l Inv't Trust Emer'g Mkts Debt Fd		SEDAX	783980758	(\$15,831.08)	1866.19	SEDAX	783980758	\$1,173.03	137.78
				\$0.00	0.00			\$0.00	0.00
			<b>Total</b>	<b>(\$544,970.65)</b>	<b>239,070.32</b>		<b>Total</b>	<b>\$893,464.73</b>	<b>240,709.58</b>

**Monroe County Controller's Office**

**Investment Allocation**

1/31/24

Investment Allocation Strategy - per Monroe/SEI 02/15/23 Investment Allocation Agreement

2/15/23 Agreement		Chg	3/31/21 Agreement		Fund Description	Mkt Value \$	Actual %	% Variance	
								02/15/23	Contract
<b>Total Money Market Funds</b>			<b>Total Money Market Funds</b>						
0.0%			0.0%		Subtotal	0.00	0.00%	0.0%	
<b>Cash &amp; Money Market Fund</b>			<b>Cash &amp; Money Market Fund</b>						
0%	0%		0%		Daily income Gov't FUND CL F #36	0.00	0.00%	0.0%	
0.0%			0.0%			0.00	0.00%	0.0%	
<b>Domestic Equity Mutual Funds</b>			<b>Domestic Equity Mutual Funds</b>						
15%	2%		13%		Inst'l Inv'ts Tr Lg Cp Indx Fd Class A (LCIAX)	20,208,583.16	15.30%	0.3%	
14%	0%		14%		SIIT US Equity Factor Alloc Fund 325 (SEHAX) (CUSIP 78	18,904,463.43	14.30%	0.3%	
3%	0%		3%		Small Cap II Fund - A (SECAX)	3,989,781.38	3.02%	0.0%	
32.0%			30.0%		Subtotal	43,102,827.97	32.62%	0.620%	
<b>International Equity Mutual Funds</b>			<b>International Equity Mutual Funds</b>						
18%	-4%		22%		World Equity Ex-US Fd Class A #280 (WEUSX)	24,285,185.42	18.40%	0.4%	
3%	0%		3%		SEI Emerging Mkts Equity Fd #97 ((SMQFX)	4,040,893.64	3.10%	0.1%	
21.0%			25.0%		Subtotal	28,326,079.06	21.50%	0.500%	
<b>Total Equity Mutual Funds</b>			<b>Total Equity Mutual Funds</b>						
53.0%			55.0%		Total Equity	71,428,907.03	54.12%	1.120%	
<b>Total Fixed Income Mutual Funds</b>			<b>Total Fixed Income Mutual Funds</b>						
9%	-9%		18%		Core Fixed Income Fd #285 (SCOAX)	12,124,219.09	9.20%	0.2%	
3%	0%		3%		Inst'l Inv't Trust High Yld Bond Fd (SGYAX)	4,060,042.73	3.10%	0.1%	
13%	13%		0%		SEI Limited Duration Bond (SLDBX)	17,520,037.17	13.20%	0.2%	
3%	0%		3%		Inst'l Inv't Trust Emer'g Mkts Debt Fd (SEDAX)	4,038,153.21	3.10%	0.1%	
4%	0%		4%		SIIT Real Retrun A (RRPAX)	5,393,178.58	4.10%	0.1%	
32.0%			32.0%		Total Fixed Income	43,135,630.78	32.70%	0.7%	
<b>Total Other Assets</b>			<b>Total Other Assets</b>						
5%	0%		5%		Core Property Collective Fund - 10/31/15- #17160CP	7,331,971.94	5.54%	0.5%	
6%	2%		4%		US CIT Private Equity (17160PE)				
					Global Private Assets IV CIT CUSIP IMO789112	3,542,983.95	2.68%	2.7%	
					'Global Private Assets VI CIT CUSIP IMO789575	574,941.29	0.43%	0.4%	
4%	0%		4%		SEI VISTA Coll Invest Trust (CUSIP IMO223369)	6,315,797.41	4.77%	0.8%	
15.0%			13.0%		Total Other Assets	17,765,694.59	13.42%	-1.580%	
100.0%	0%		100.0%		Total All	132,330,232.40	100.24%	0.2%	

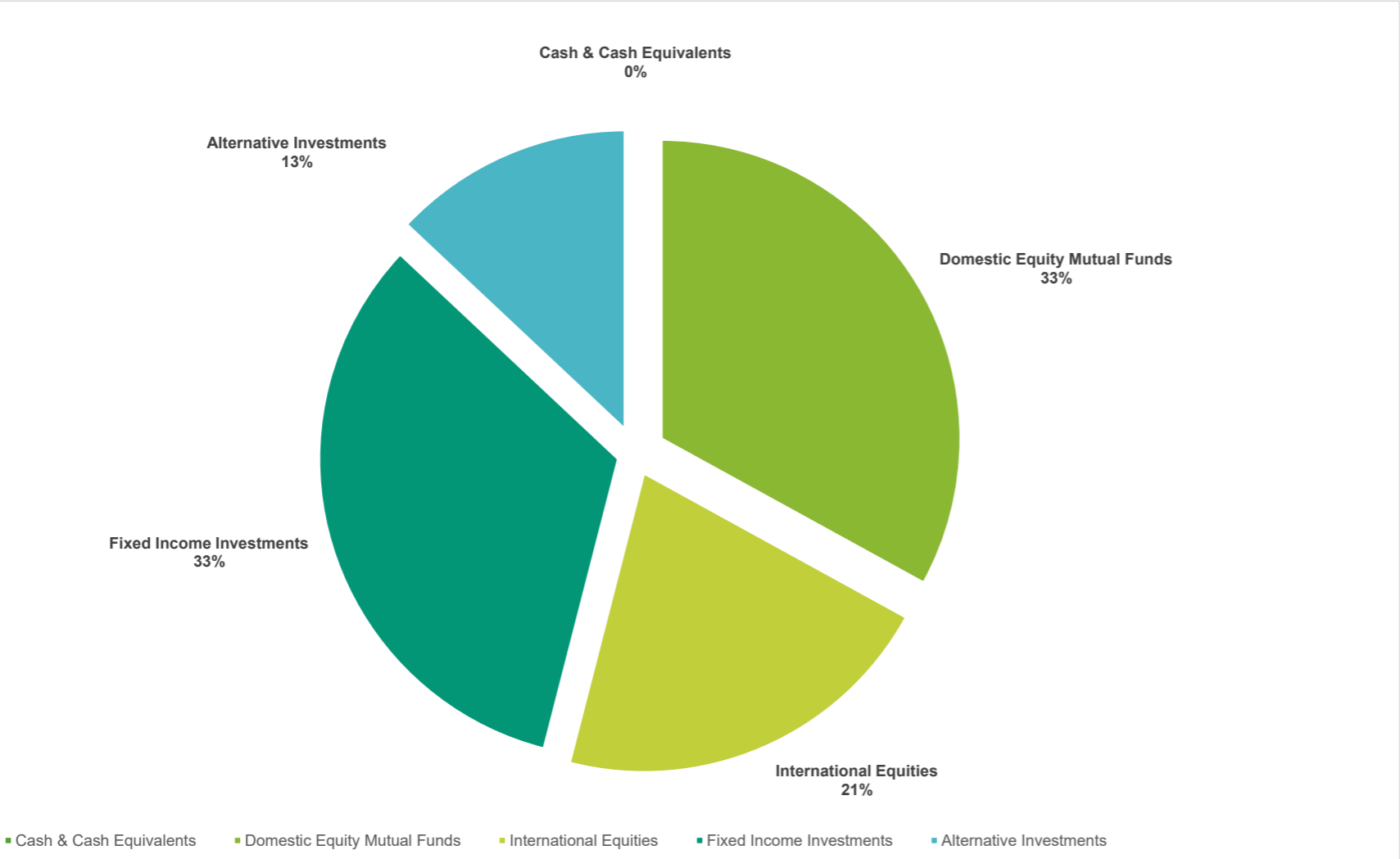
Monroe County Controller's Office		
Employee's Retirement Plan - Running Totals for Assets & YTD Net Contribution		
January 31, 2024		
Description	Jan	YTD Total
<b>(AT MARKET)</b>		
Cash	\$0.00	
Accrued Income	\$141,352.38	
Accrued Income (Change)		
Money Mkt . (Cash Equivalents)	\$0.00	
Money Mkt . (Change)		
<b>Total Liquid Assets at Market Value</b>	<b>141,352.38</b>	
Domestic Equities Mutual Funds	\$43,102,827.97	
International Equities Mutual Funds	\$28,326,079.06	
<b>Total Equities Mutual Funds</b>	<b>71,428,907.03</b>	
Fixed Income Mutual Funds	\$43,135,630.78	
Alternative Investments	\$17,765,694.59	
<b>Total Assets at Market</b>	<b>132,471,584.78</b>	
<b>(AT COST)</b>		
Cash	-	
Money Mkt .	\$ -	
<b>Total Liquid Assets at Cost</b>	<b>0.00</b>	
Domestic Equities Mutual Funds	\$43,286,612.06	
International Equities Mutual Funds	\$29,905,150.38	
<b>Total Equities Mutual Funds</b>	<b>73,191,762.44</b>	
Fixed Income Mutual Funds	\$46,192,652.64	
Alternative Investments	\$11,648,572.86	
<b>Total Assets at Cost</b>	<b>131,032,987.94</b>	
<b>Gain/(Loss) of Fund Value</b>	<b>1,438,596.84</b>	
Member Contributions	\$200,945.93	<b>200,945.93</b>
County Contribution	-	-
Net Change in Accrued Income	\$ 1,521.54	<b>1,521.54</b>
Misc. Revenue		-
Net Change in Interest (Cash)		-
Dividends Received	139,830.84	<b>139,830.84</b>
Capital Gains/Loss (Realized)	(4,742.54)	<b>(4,742.54)</b>
Capital Gains/Loss (Unrealized)	(98,874.19)	<b>(98,874.19)</b>
<b>Subtotal - Capital Gains</b>	<b>238,681.58</b>	<b>238,681.58</b>
Member Contributions Refunded (lump sum)	(34,518.16)	<b>(34,518.16)</b>
Retirement Allowances (periodic)	(539,833.07)	<b>(539,833.07)</b>
Retirement Allowances (lump sum)	(28,470.82)	<b>(28,470.82)</b>
Redeposits/stop payment (periodic)	932.70	<b>932.70</b>
Redeposits/stop payment (lump sum)	-	-
<b>Net Benefit Payments</b>	<b>(601,889.35)</b>	<b>(601,889.35)</b>
Investment Taxes	-	-
Distribution to State Retirement	-	-
Death Benefits (lump sum)	-	-
Administrative Fees / Other Expenses	-	-
Custodian(Trustee) Expenses	-	-
Actuarial Expenses (Korn Ferry/Hay Group)	\$ (2,464.00)	<b>(2,464.00)</b>
Investment Manager Expenses (SEI)	-	-
Service Charges	-	-
Miscellaneous Receipts/Disbursements		-
Adjustment-Return of Capital-PE Fund		-
<b>Net Contributions to the Fund (Net Change)</b>	<b>(365,671.77)</b>	<b>(365,671.77)</b>



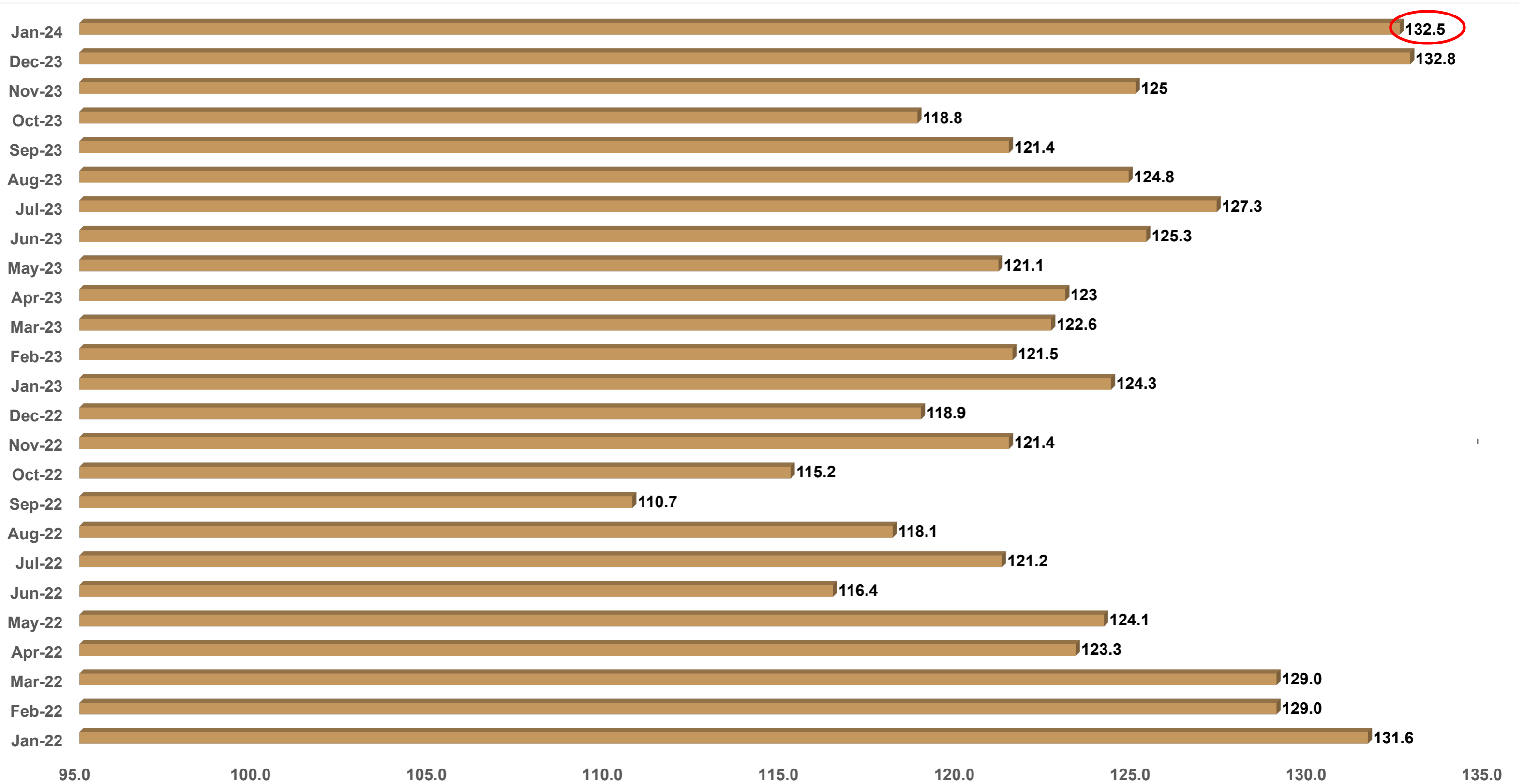
*Investment Allocation @ Market Value*

**Investment Allocation @ Market Value (Current Month):**

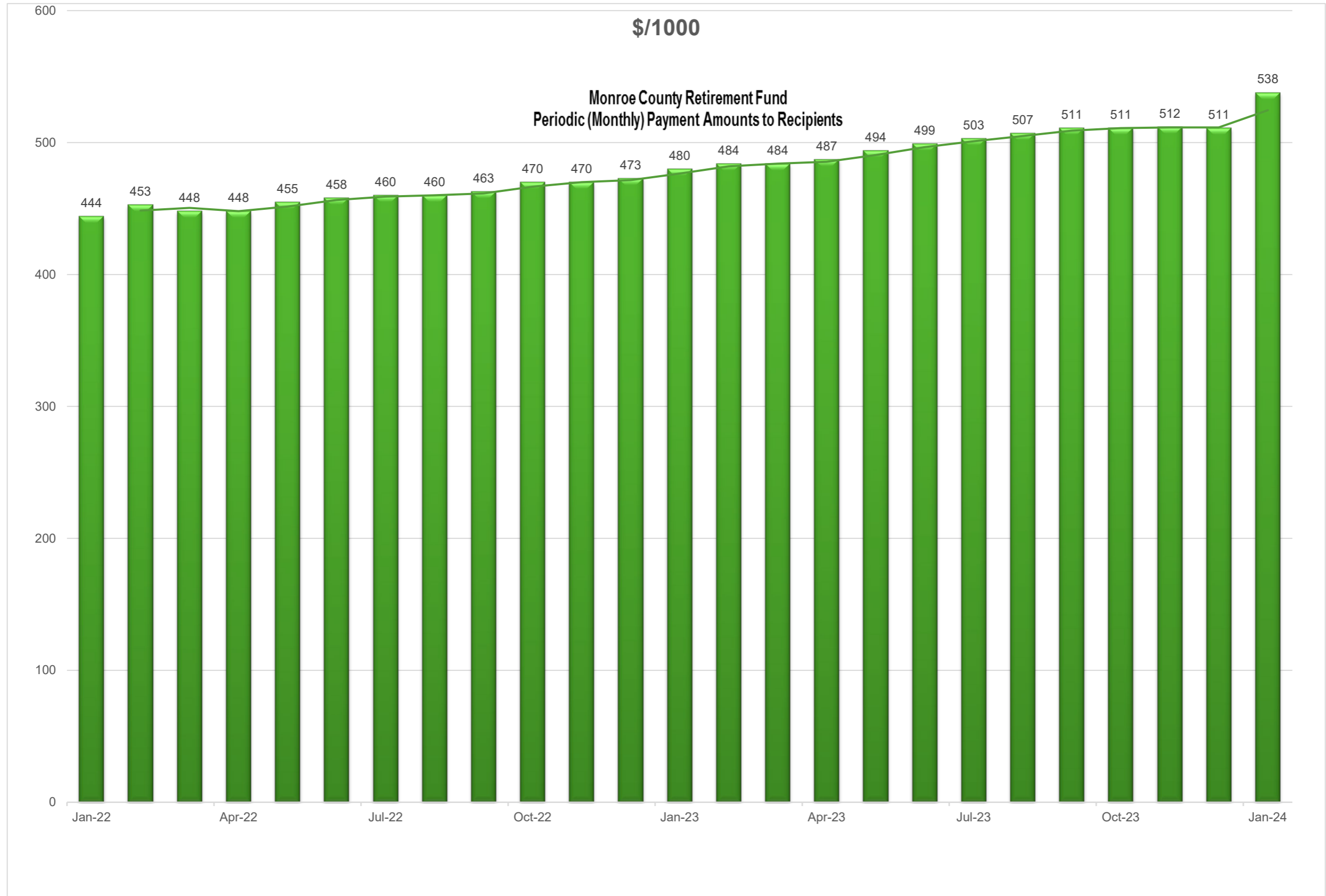
Cash & Cash Equivalents	0%
Domestic Equity Mutual Funds	33%
International Equities	21%
Fixed Income Investments	33%
Alternative Investments	13%
	100%



### Pension Market Value in Millions







**Number of Pensioners in January - 422**

